

# COMPSCI 119/120: Programming, Flowcharting, and Running Program Flowcharts

©2014-2020 Dr. William T. Verts

1

## Programs are:

- **Source code** written in a text editor,
- Following the syntax of a **language**,
- Specifying both memory locations (**variables**) and instructions (**statements**),
- That must be translated into a form the computer can actually use (often **binary instructions** directly executable by the CPU).

(C)2016 Dr. William T. Verts

2

## Translators

- **Assemblers**
  - Translate very low-level statements into binary instructions (1→1), creating stand-alone .EXE files.
- **Compilers**
  - Translate high-level statements into many binary instructions (1→many), creating stand-alone .EXE files.
- **Interpreters**
  - Translates and executes each statement as it is encountered, requiring translator to run programs.

(C)2016 Dr. William T. Verts

3

## Errors

- **Syntax Errors**
  - Violations of the rules of the language
- **Run-Time Errors (Bugs)**
  - Computations giving the wrong results
  - Computations halting the program (unchecked divide-by-zero, for example)
- **Both require editing the source text of the program, retranslating it, and trying again.**

(C)2016 Dr. William T. Verts

4

## Languages

- Early compiled languages (FORTRAN, COBOL, ALGOL, PL/I) from the 1950s and 1960s.
- Later compiled languages (Pascal, C, C++, Ada) from the 1970s and 1980s.
- Early interpreted languages (BASIC, LISP, APL) from the 1960s.
- Later interpreted languages (Python, JavaScript, Perl, many scripting languages for Web servers)
- Modern languages compiled to a “generic” computer model, then interpreted by a virtual machine (Java)

(C)2016 Dr. William T. Verts

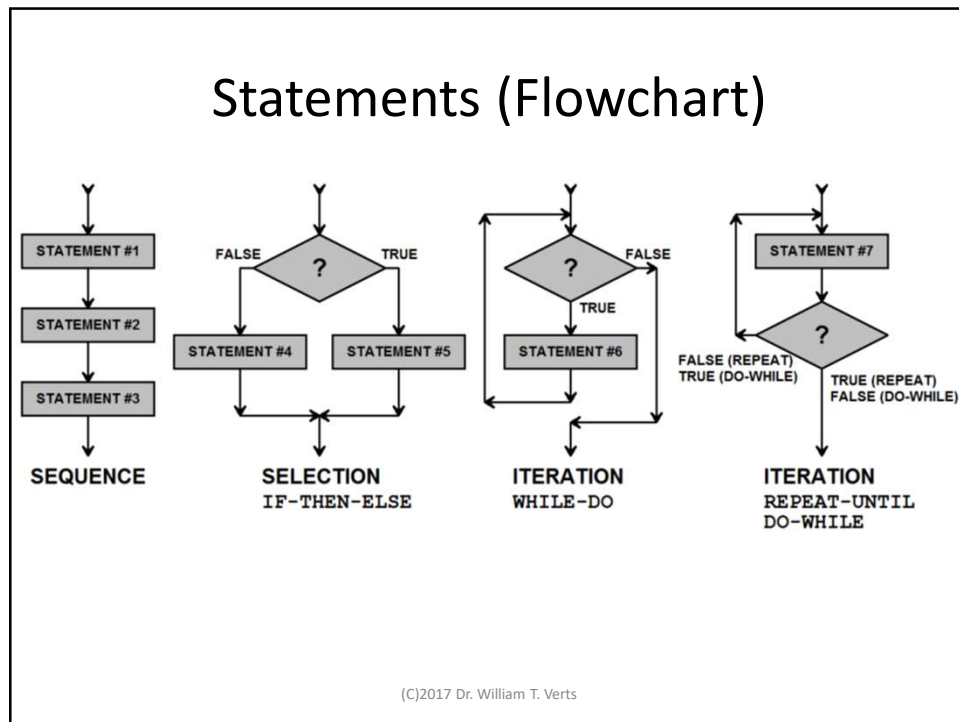
5

## Flowcharts

- Provide a visual, non-language-specific way of describing a program,
- Used to be how programmers designed programs in the first place,
- Are a good teaching tool to illustrate how programs work.

(C)2014 Dr. William T. Verts

6



7

## Example: Factorial

- The factorial of an integer  $N$  is the product of all integers from 1 up through  $N$ .
- $N$  factorial is written as  $N!$
- $N! = 1 \times 2 \times 3 \times \dots \times N$  (iterative definition)
- $N! = N \times (N-1)!$  (recursive definition)
- $0! = 1$  (makes recursion work)
- $5! = 1 \times 2 \times 3 \times 4 \times 5 = 120$

(C)2016 Dr. William T. Verts

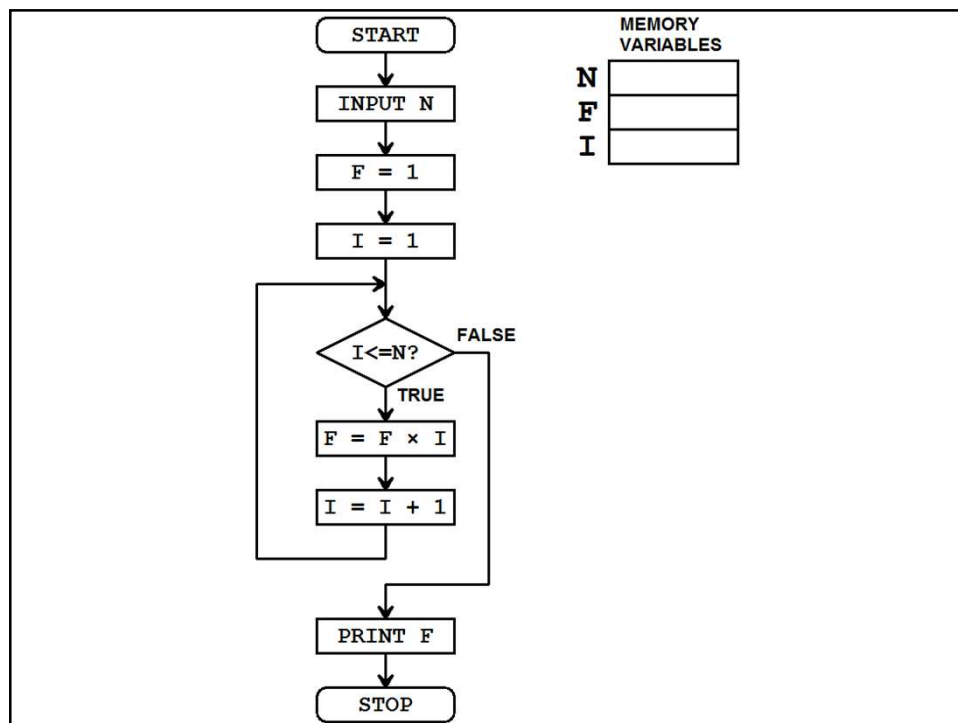
8

# Flowcharts

- Here's the flowchart version of the factorial program:

(C)2017 Dr. William T. Verts

9



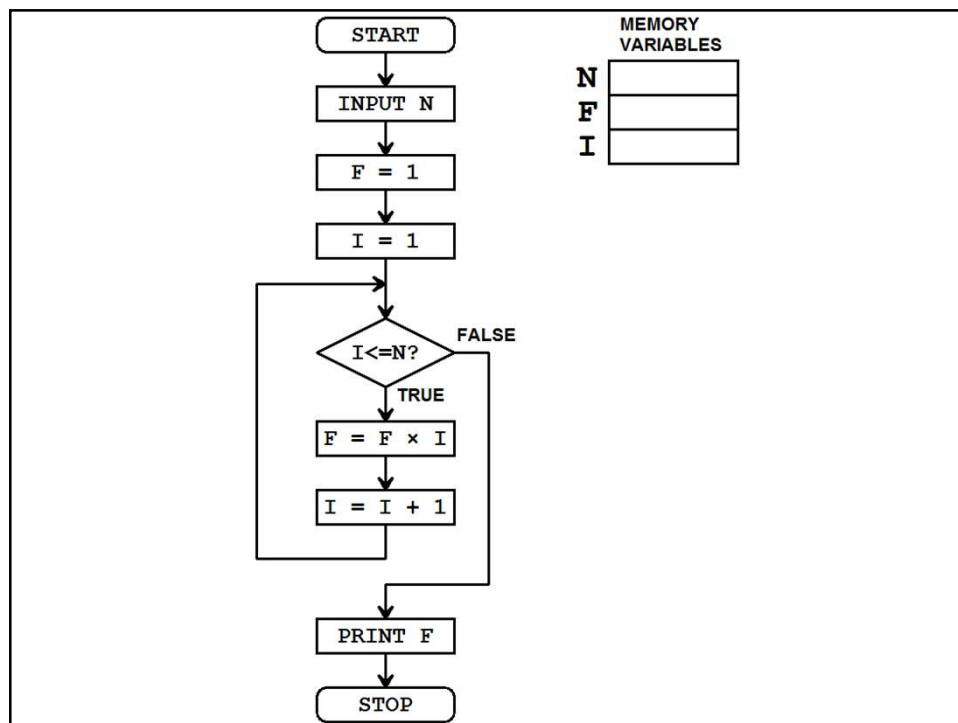
10

## Tracing Flowcharts

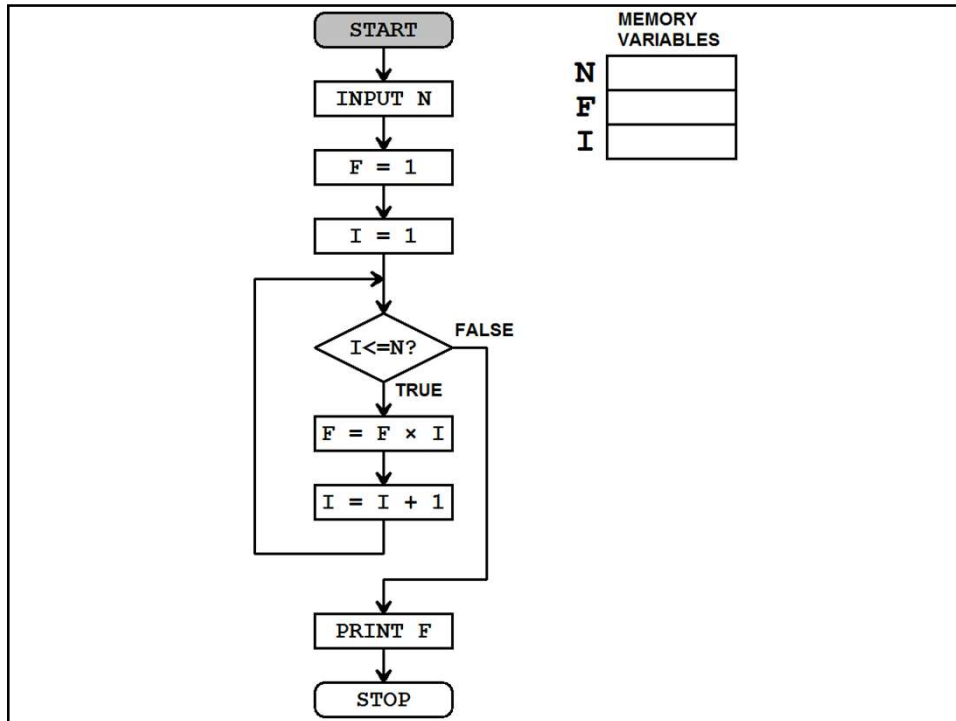
- Put your finger on the START box,
- Follow the flow-arrows,
- When you enter a box do what it says,
- Update the variables appropriately,
- Don't take your finger off until you hit STOP.

(C)2014 Dr. William T. Verts

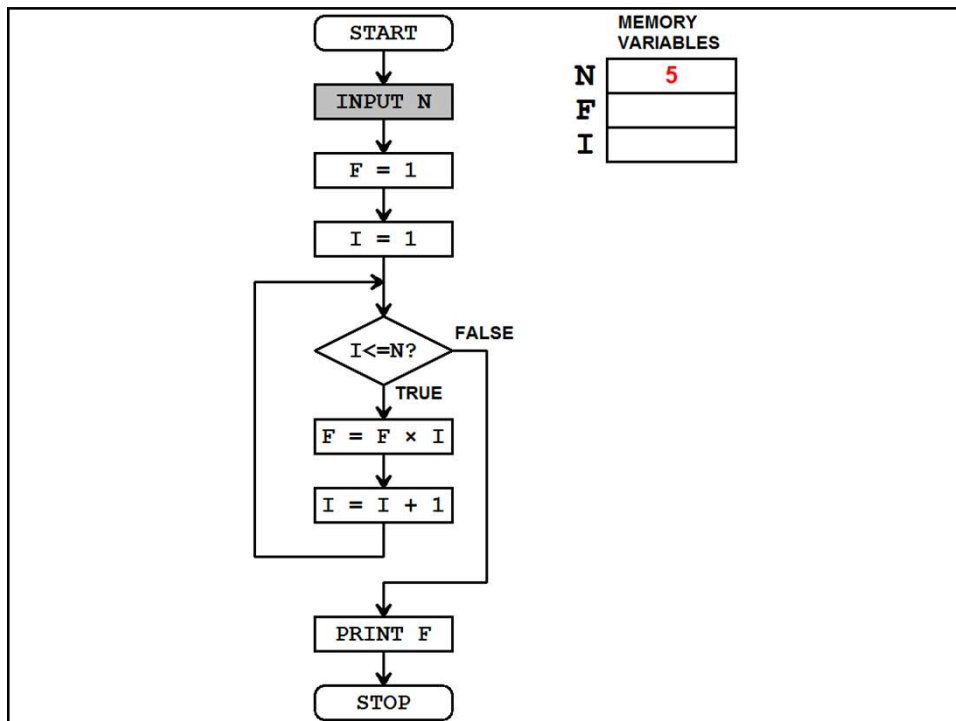
11



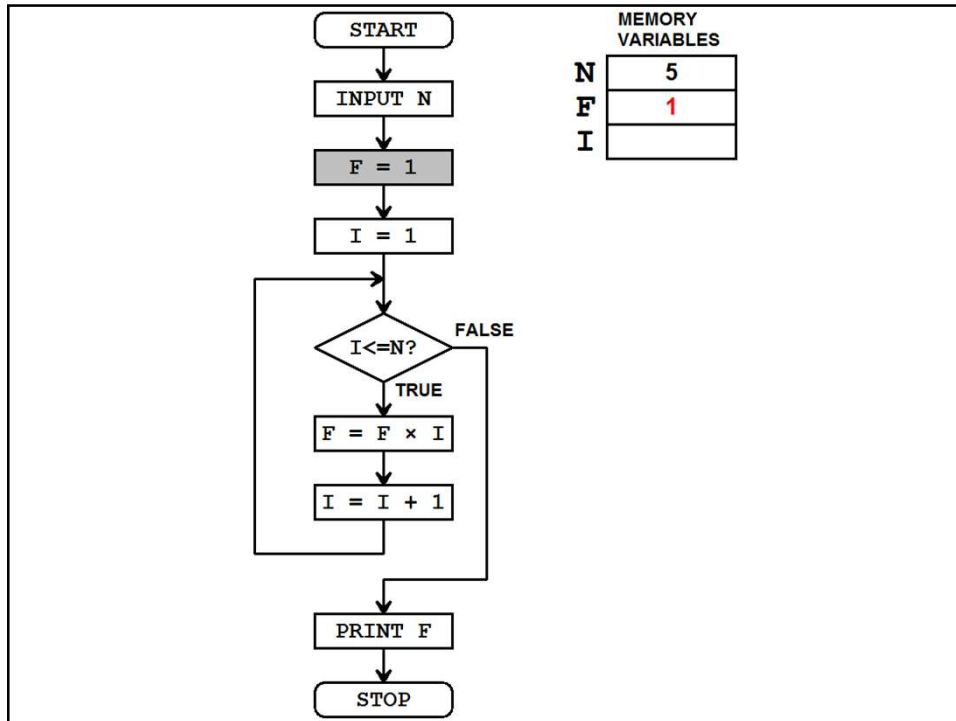
12



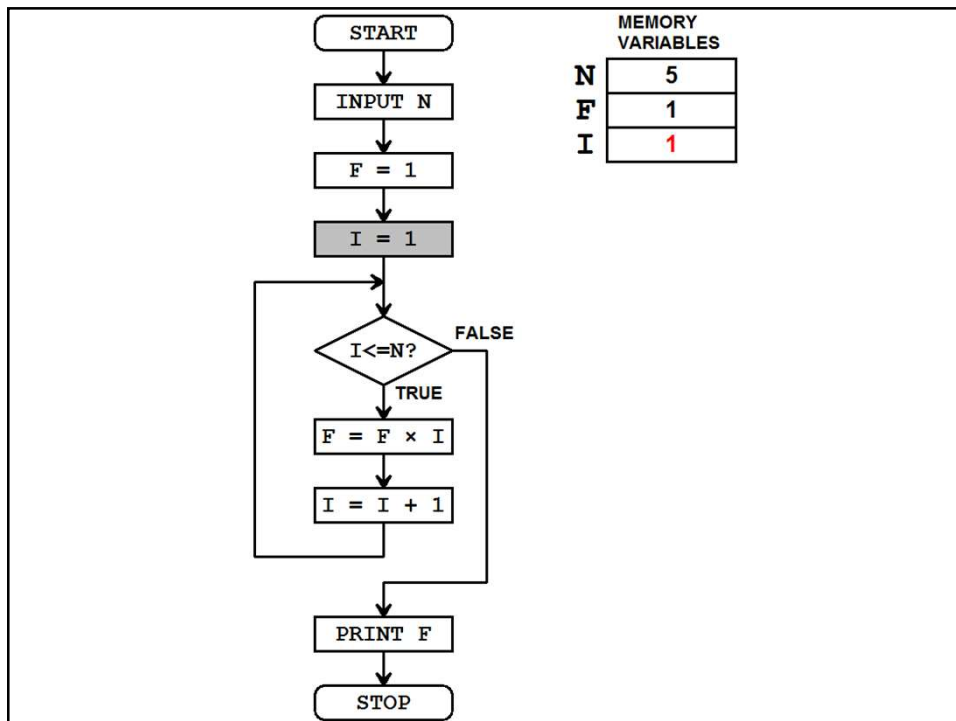
13



14

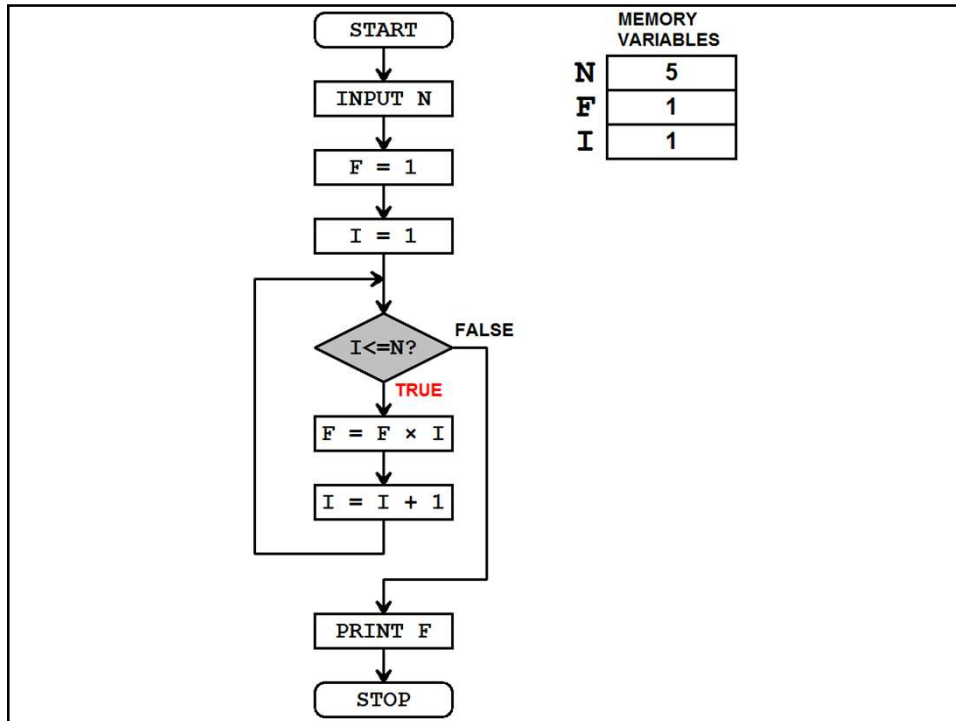


15

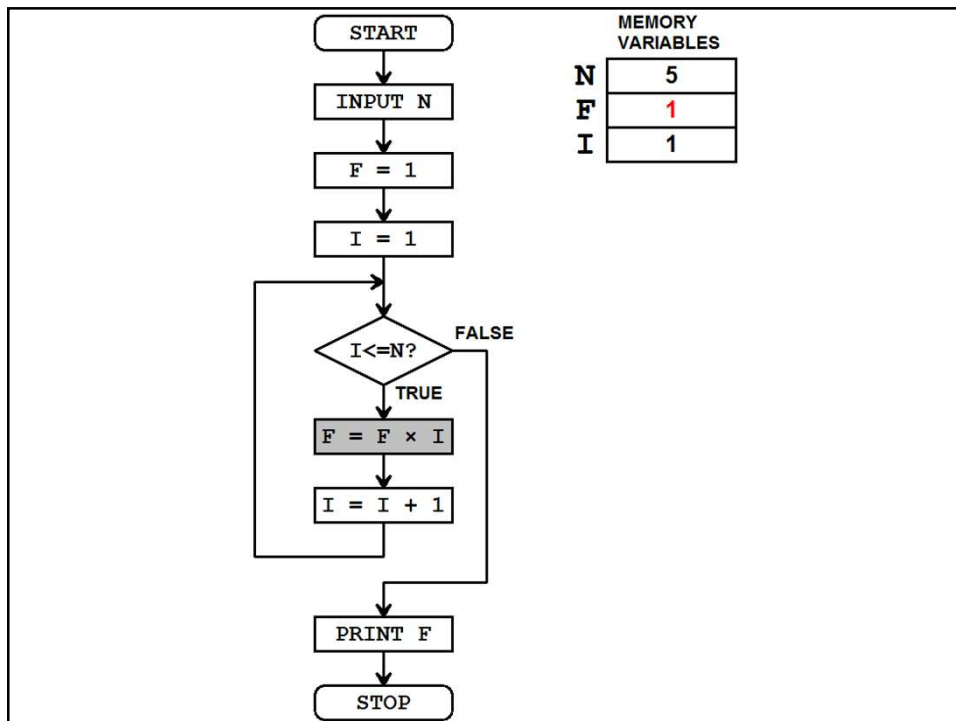


16

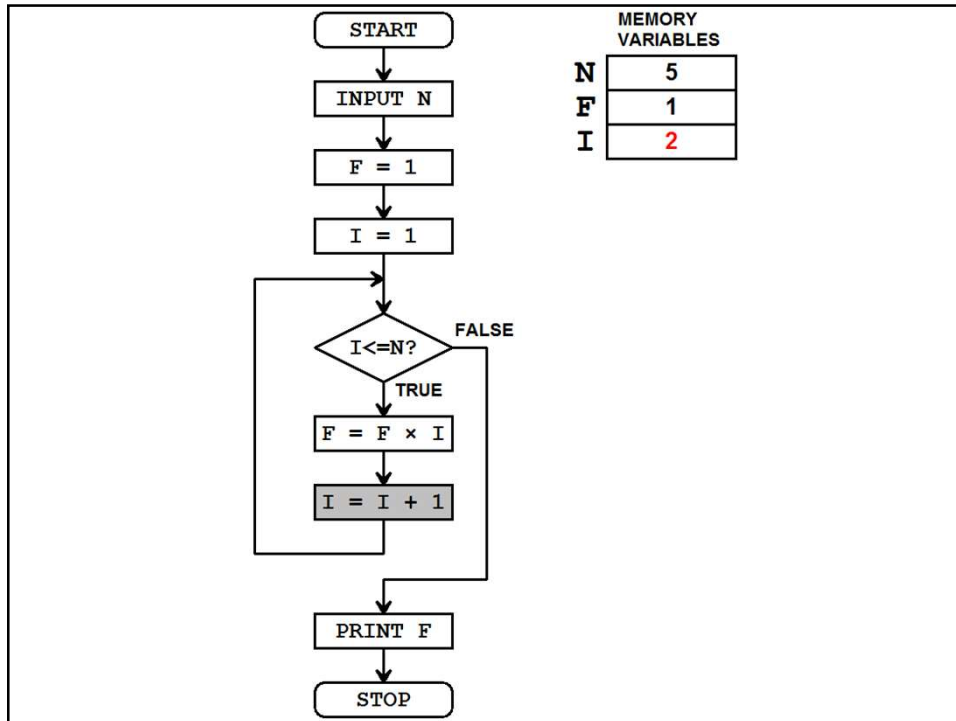




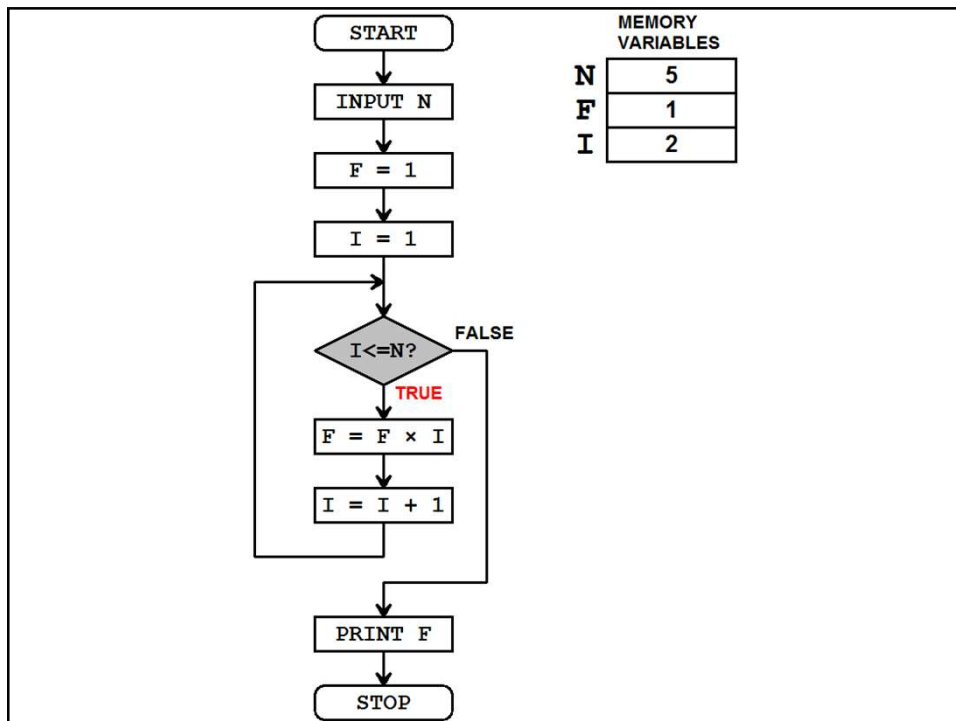
17



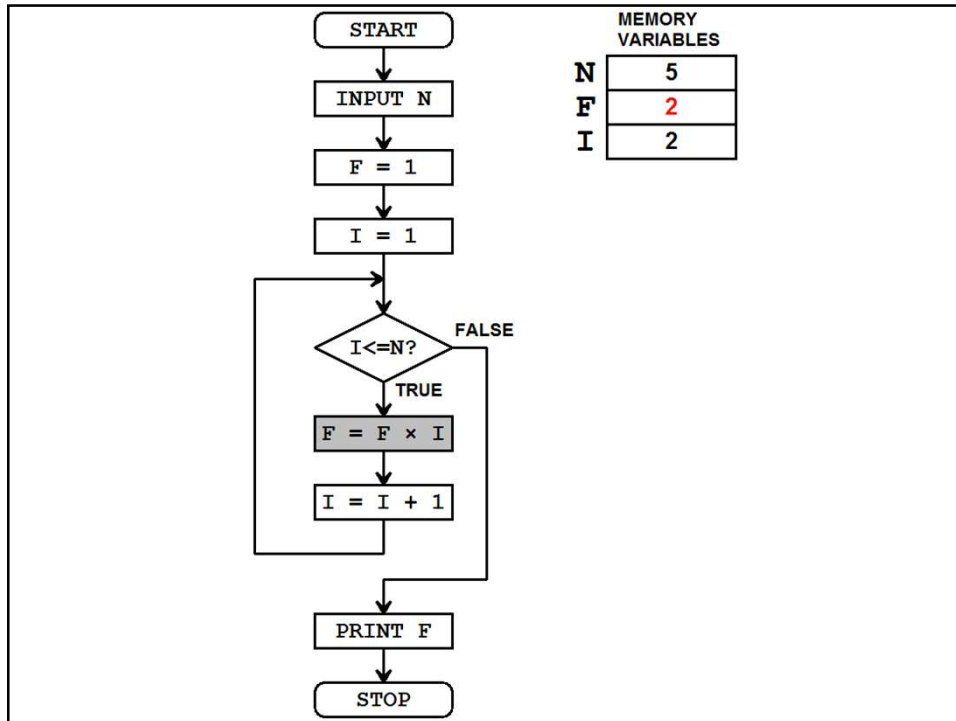
18



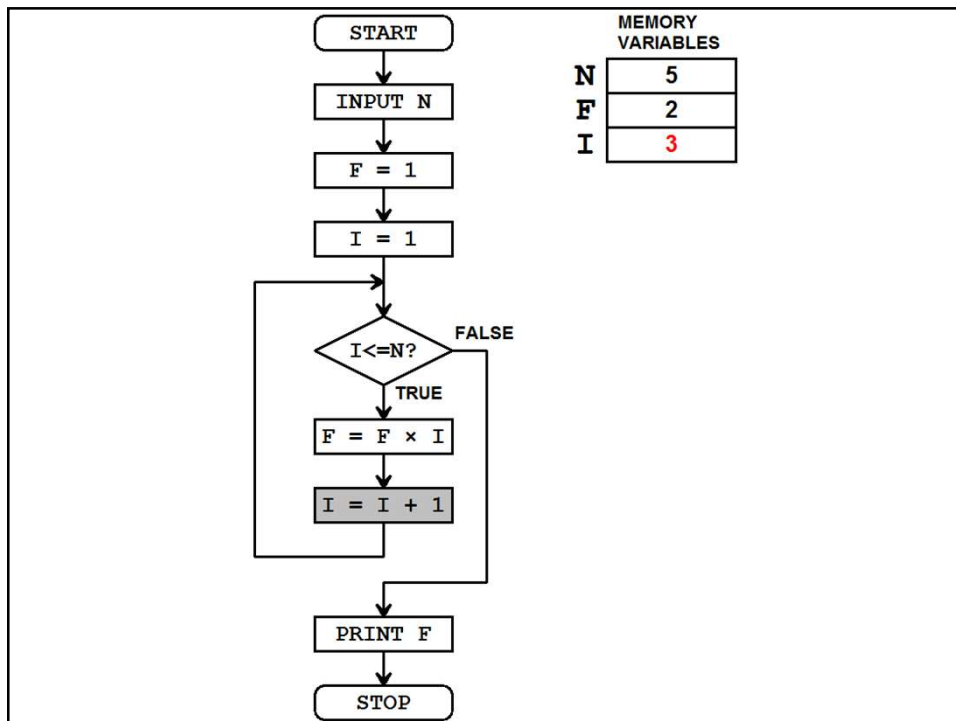
19



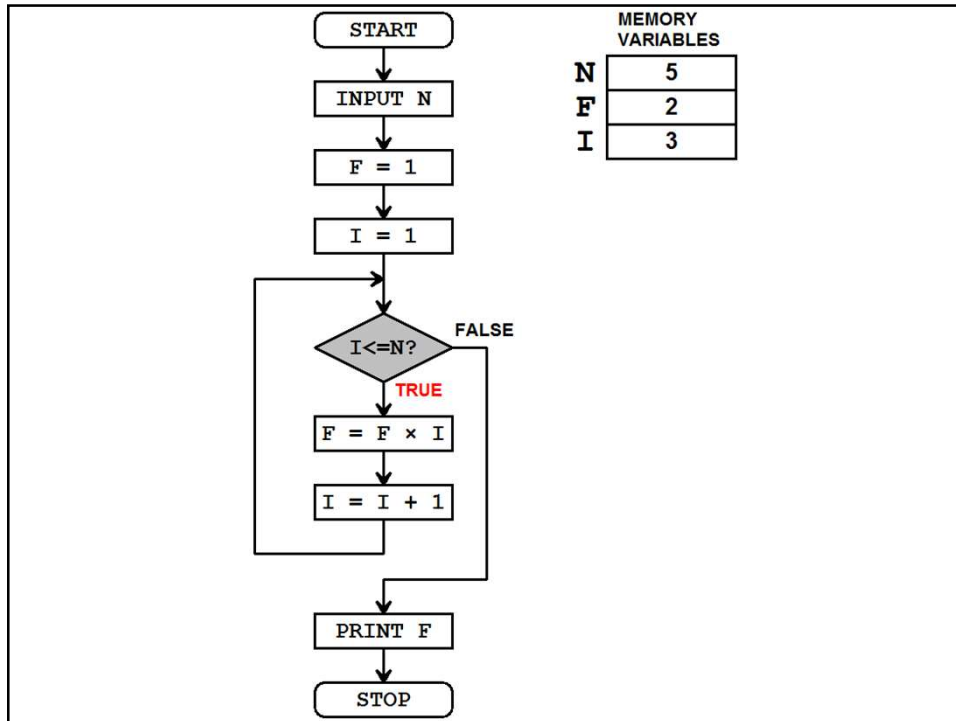
20



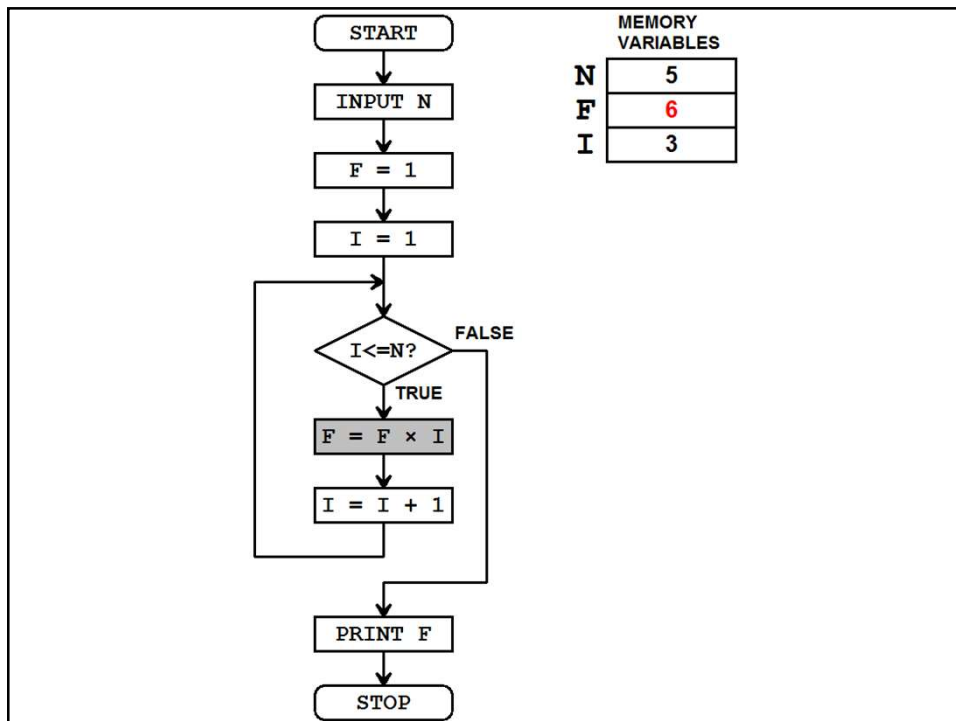
21



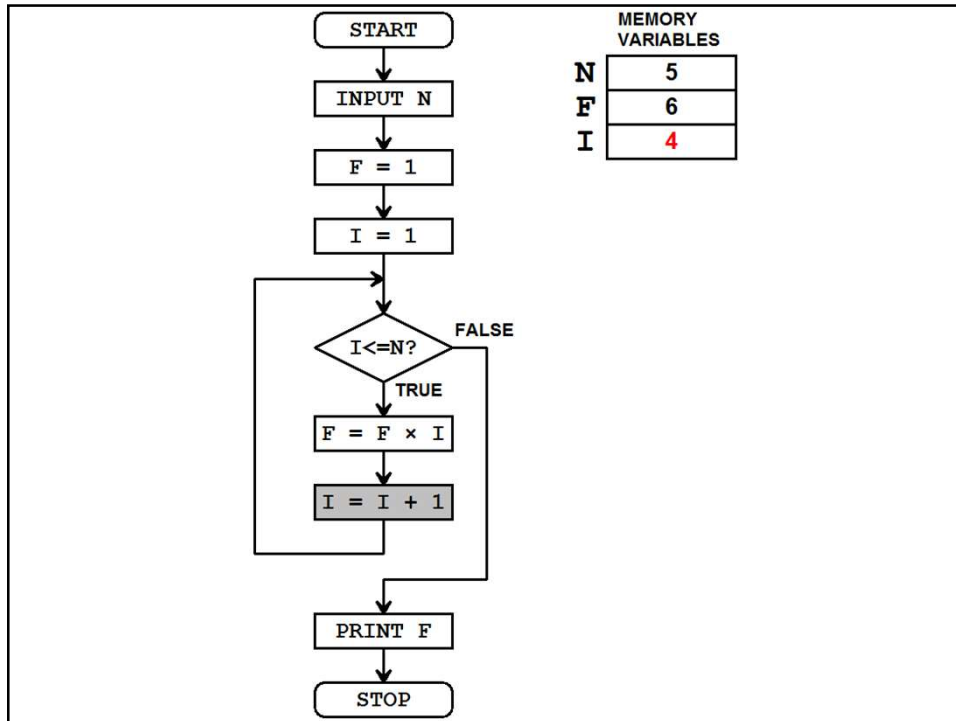
22



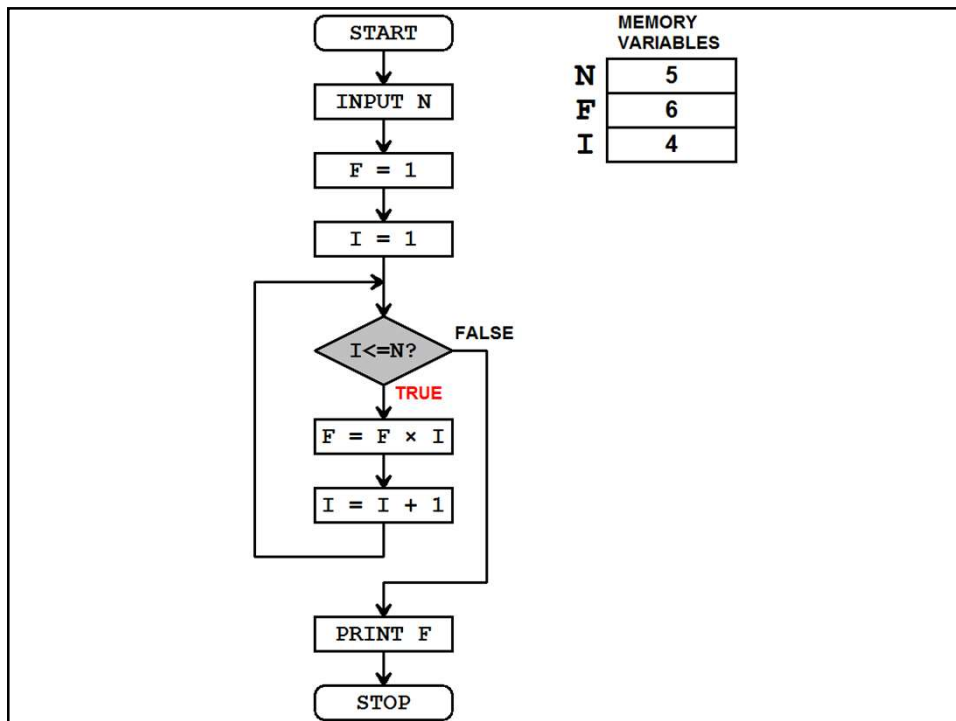
23



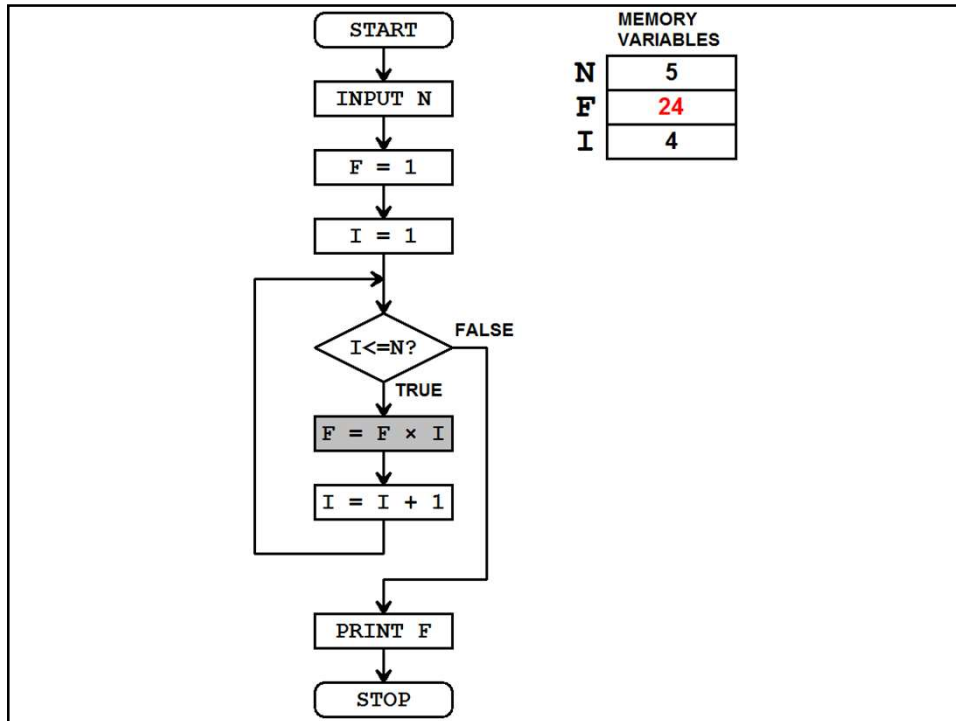
24



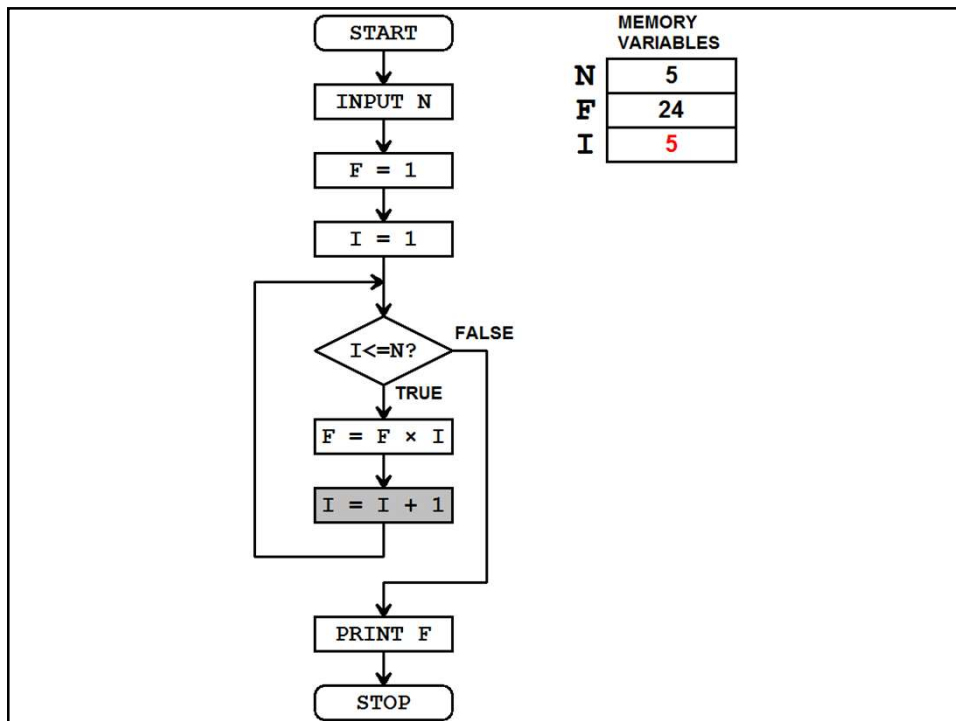
25



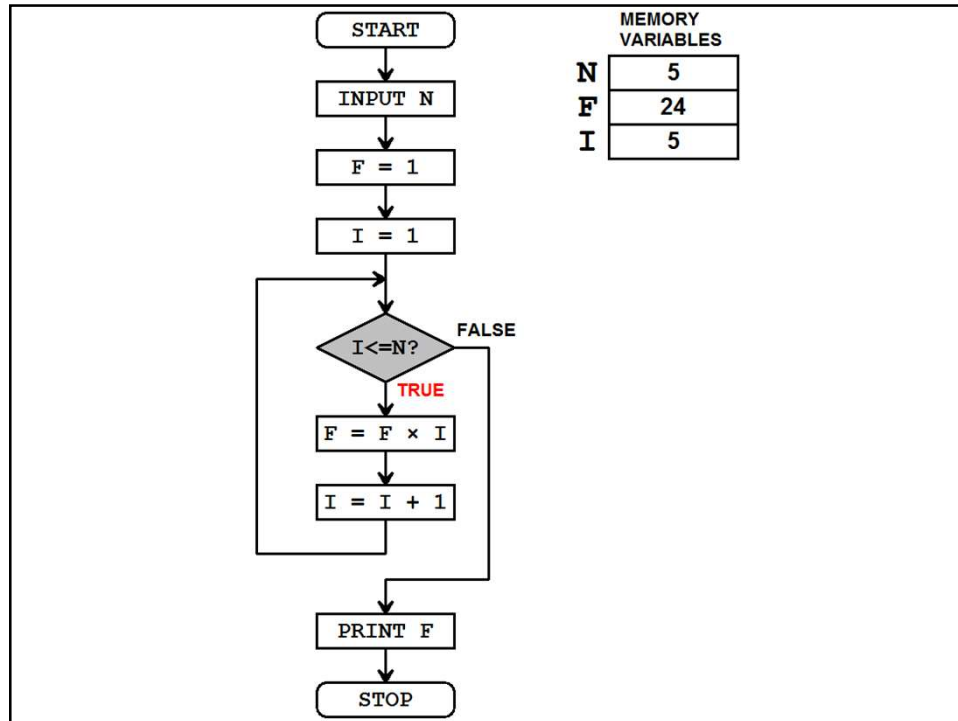
26



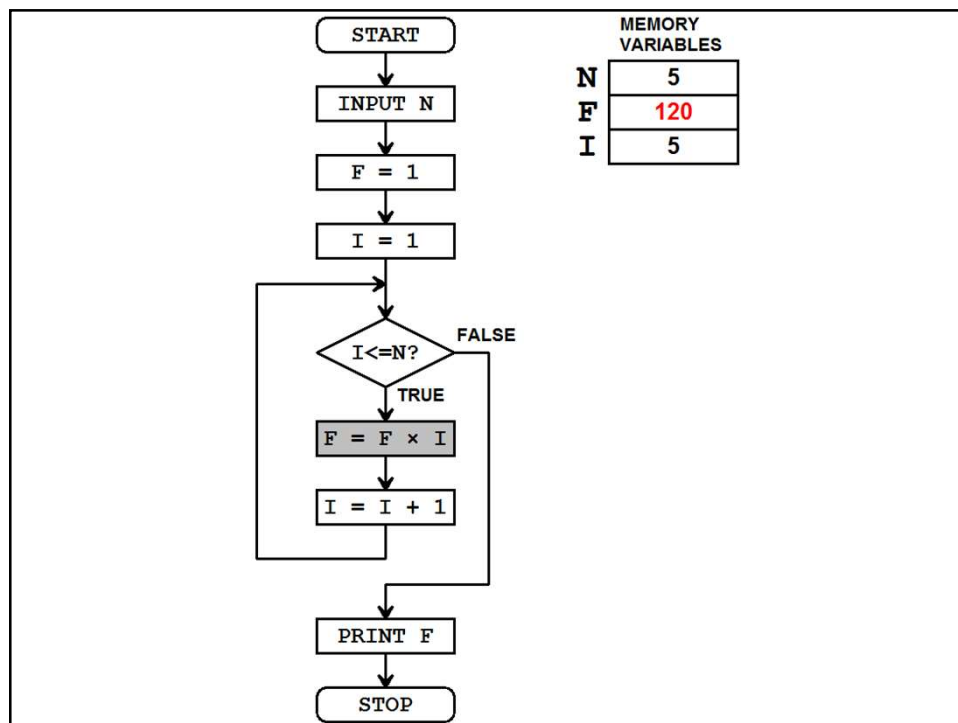
27



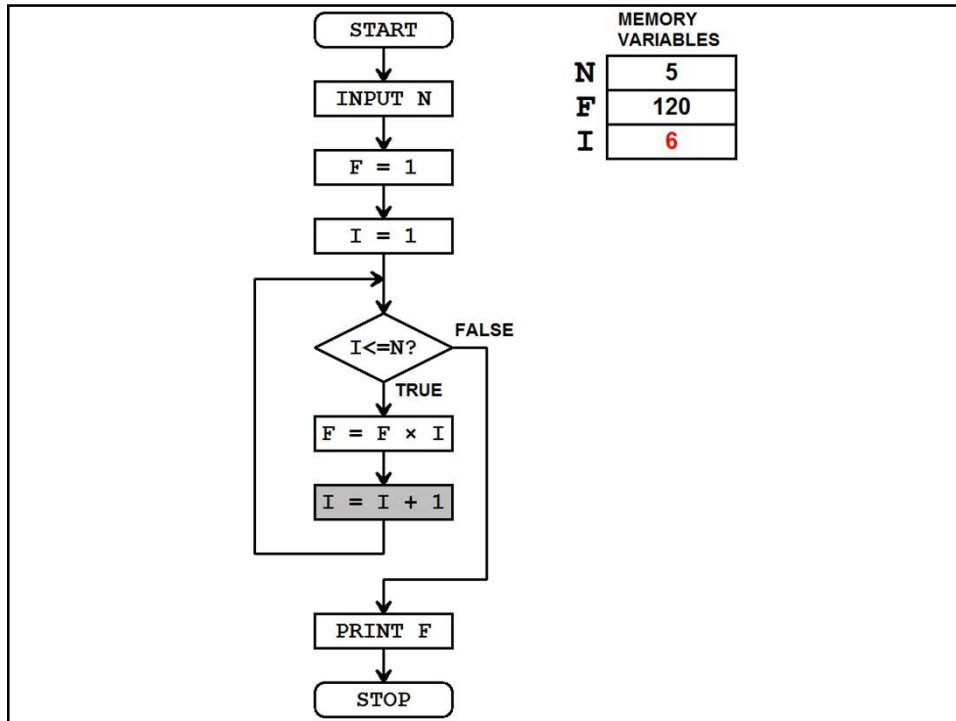
28



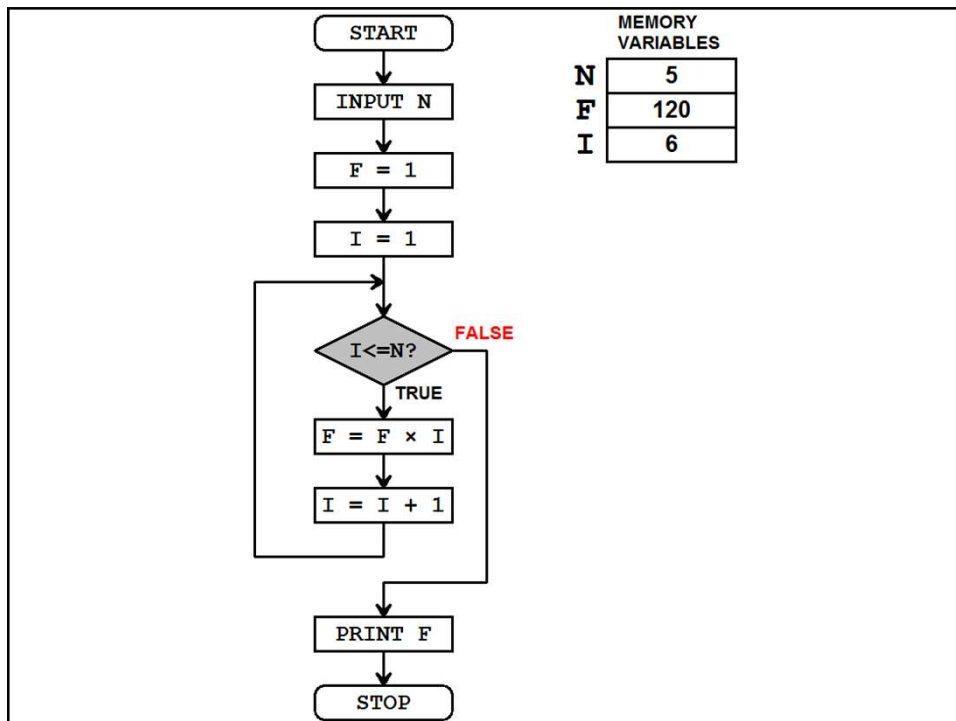
29



30

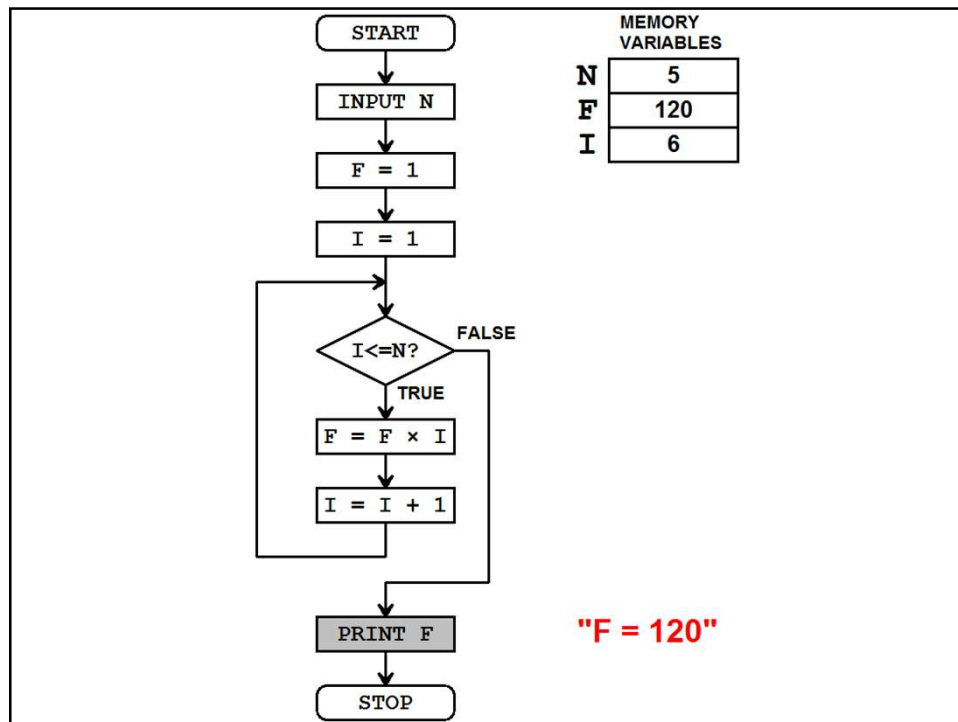


31

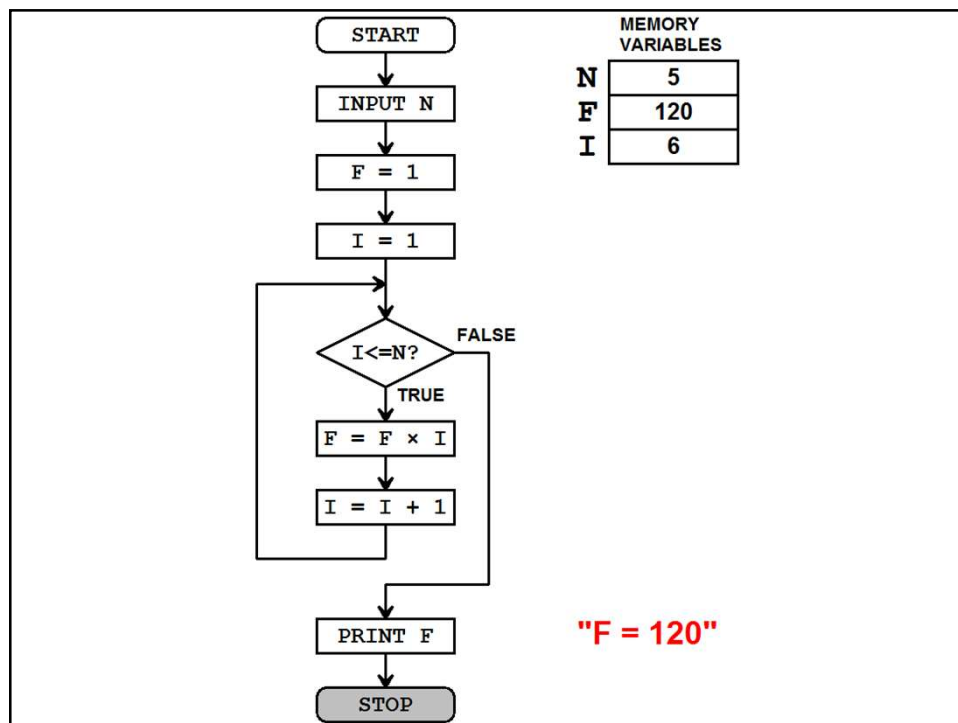


32





33



34

## What Does This Give Us?

- By following a flowchart, we see how computers execute their programs,
- We also see how detailed programs must be to accomplish any task,
- But computers do each step extremely fast (on the order of a few nanoseconds).

(C)2014 Dr. William T. Verts

35

## Programs may be written in Different Ways:

- Some are shorter
- Some are faster
- Some use less memory
- Some use bizarre techniques
- Some are easier to teach
- Some are easier to debug
- Some languages are easier than others

(C)2014 Dr. William T. Verts

36

## The Factorial Program in Python 3

```

N = int(input("Enter Number: "))
F = 1
I = 1
while (I <= N):
    F = F * I
    I = I + 1
print (F)

```

(C)2014 Dr. William T. Verts

37

## Here's the same program in JavaScript (embedded in HTML Web Page)

```

<SCRIPT TYPE="text/javascript">
  <!--
    N = parseInt(window.prompt(
                          "Enter Number: ")) ;

    F = 1 ;
    I = 1 ;
    while (I <= N) {
      F = F * I ;
      I = I + 1 ;
    }
    document.writeln (F) ;
  //-->
</SCRIPT>

```

(C)2017 Dr. William T. Verts

38

## Here's the same program in Pascal

```

Program Factorial ;
  Var N,F,I : Integer ;
Begin
  Write ('Enter Number: ') ;
  Readln(N) ;
  F := 1 ;
  I := 1 ;
  While (I <= N) Do
    Begin
      F := F * I ;
      I := I + 1 ;
    End ;
  Writeln (F) ;
End.

```

(C)2014 Dr. William T. Verts

39

## Here's the same program in BASIC

```

10 INPUT N
20 LET F = 1
30 LET I = 1
40 IF I > N THEN 80
50 LET F = F * I
60 LET I = I + 1
70 GOTO 40
80 PRINT F
90 END

```

(C)2014 Dr. William T. Verts

40

## Here's the same program in 8088 Assembly Language

```

MOV  AX,1      ; F=1
MOV  BX,5      ; N=5
MOV  CX,1      ; I=1
TopLoop: CMP  CX,BX ; Test I:N
      JG  EndLoop ; Jump if >
      MUL CX      ; F=F*I
      ADD CX,1    ; I=I+1
      JMP TopLoop ; Jump back
EndLoop: CALL PRINT ;

```

(C)2014 Dr. William T. Verts

41

## Languages (1/3)

- Python:
  - Interpreted,
  - Dynamically Typed,
  - One statement per line,
  - Whitespace (indentation) determines lexical scope.
- JavaScript (not Java):
  - Interpreted (typically by Web browser),
  - Dynamically Typed,
  - Statements terminated by semicolons (;),
  - Curly braces ( { } ) determine lexical scope.

(C)2017 Dr. William T. Verts

42

## Languages (2/3)

- Pascal:
  - Compiled,
  - Statically Typed,
  - Statements separated by semicolons (;)
  - Keywords (**Begin-End**) determine lexical scope.
- BASIC (as originally implemented):
  - Interpreted,
  - Statically Typed (suffixes carry type: **A, A\$, A%**),
  - One statement per line,
  - What lexical scope?

(C)2017 Dr. William T. Verts

43

## Languages (3/3)

- Java (not JavaScript):
  - Compiled to intermediate form interpreted by JVM,
  - Statically Typed,
  - Statements terminated by semicolons (;)
  - Curly braces ( { } ) determine lexical scope.
- Assembly Language:
  - Assembled (for particular machine architecture),
  - Instructions carry type (**ADD** vs. **FADD**),
  - One statement per line,
  - What lexical scope?

(C)2017 Dr. William T. Verts

44

## The Factorial Program in Python 3 Again

```
N = int(input("Enter Number: "))
F = 1
I = 1
while (I <= N):
    F = F * I
    I = I + 1
print (F)
```

(C)2014 Dr. William T. Verts

45

## Here's a more efficient way

```
N = int(input("Enter Number: "))
F = 1
for I in range(1,N+1): F = F * I
print (F)
```

(C)2014 Dr. William T. Verts

46

Here's a radically different way:

```
def Factorial(N):  
    if (N <= 1): return 1  
    else return N*Factorial(N-1)  
  
N = int(input("Enter Number: "))  
print (Factorial(N))
```

(C)2014 Dr. William T. Verts

47

(C)2020 Dr. William T. Verts

48